

DENSO SH7055 21175-1425 KAWASAKI

plugin 1754



## DENSO SH7055 21175-1425 KAWASAKI


### DIRECT CONNECTION

In order to connect to the ECU use the CABLE F32GN037C/D.


Make sure that the POWER led (red) on Trasdata is ON

**USE this connection for the ECU READING ONLY**

| COLORE FILO<br>WIRE COLOUR  | DESCRIZIONE<br>DESCRIPTION               |
|-----------------------------|------------------------------------------|
| ROSSO<br>RED                | POSITIVO DIRETTO<br>POWER BATTERY        |
| ARANCIO<br>ORANGE           | POSITIVO SOTTO QUADRO<br>POWER SWITCH ON |
| NERO<br>BLACK               | MASSA<br>GND                             |
| GIALLO<br>YELLOW            | KLINE                                    |
| VERDE<br>GREEN              | CAN LOW                                  |
| BIANCO<br>WHITE             | CAN HIGH                                 |
| GRIGIO<br>GREY              | POL4<br>BOOT                             |
| BLU<br>BLUE                 | POL5<br>CNF1                             |
| VIOLA/GRIGIO<br>PURPLE/GREY | TENSIONE PROG.<br>PROG. VOLTAGE          |
| MARRONE<br>BROWN            | RESET                                    |



### ECU CONNECTOR




#### WARNING:


on this ECU you must use two different flat cables: one is for the READING procedure and one is for the WRITING procedure

**DIRECT CONNECTION – ECU READING:**

For the READING procedure use the FLAT cable F34NTF53





| Pin | Colore<br>Coulor      |
|-----|-----------------------|
| 11  | Non usato<br>Not used |
| 12  | Non usato<br>Not used |
| 13  | Non usato<br>Not used |
| 14  | Non usato<br>Not used |
| 15  | Non usato<br>Not used |
| 16  | Non usato<br>Not used |
| 17  | Non usato<br>Not used |
| 18  | Grigio<br>Grey        |
| 19  | Bianco<br>White       |
| 20  | Nero<br>Black         |
| 21  | Marrone<br>Brown      |
| 22  | Rosso<br>Red          |
| 23  | Arancio<br>Orange     |
| 24  | Giallo<br>Yellow      |
| 25  | Verde<br>Green        |
| 26  | Non usato<br>Not used |



DENSO SH7055 21175-1425 KAWASAKI

To get access to the communication pads for the reading procedure you must remove part of the silicon that covers the ECU board. After properly removing the silicon and before connecting the wirings please check that the vehicle starts fine and that there are no fault codes or warning lights on the dashboard.



DENSO SH7055 21175-1425 KAWASAKI

**DIRECT CONNECTION – ECU WRITING:**

For the WRITING procedure use the cable F34NTA13 directly connected to the ECU. Make sure that the POWER led (red) on Trasdata is ON

| COLORE FILO<br>WIRE COLOUR | DESCRIZIONE<br>DESCRIPTION        |
|----------------------------|-----------------------------------|
| MARRONE<br>BROWN           | BOOT                              |
| BLU<br>BLUE                | CNF                               |
| NERO<br>BLACK              | RXD                               |
| GIALLO<br>YELLOW           |                                   |
| OR                         |                                   |
| GIALLO<br>YELLOW           |                                   |
| GRIGIO<br>GREY             | TXD                               |
| VERDE<br>GREEN             |                                   |
| ROSSO<br>RED               | POSITIVO DIRETTO<br>POWER BATTERY |
| NERO<br>BLACK              | MASSA<br>GND                      |

