


## EFI EFI LOTUS

### PLUGIN 287

The lay by pins are placed in the lower part of the ECU.




## EFI EFI LOTUS


### DIRECT CONNECTION

In order to connect to the ECU use the CABLE F32GN037C.  
Make sure that the POWER led (red) on Trasdata is ON.

COLORE FILO WIRE COLOUR	DESCRIZIONE DESCRIPTION
ROSSO RED	POSITIVO DIRETTO POWER BATTERY
ARANCIO ORANGE	POSITIVO SOTTO QUADRO POWER SWITCH ON
NERO BLACK	MASSA GND
GIALLO YELLOW	KLINE
VERDE GREEN	CAN LOW
BIANCO WHITE	CAN HIGH
GRIGIO GREY	POL4 BOOT
BLU BLUE	POL5 CNF1
VIOLA/GRIGIO PURPLE/GREY	TENSIONE PROG. PROG. VOLTAGE
MARRONE BROWN	RESET






### ECU CONNECTOR



EFI EFI LOTUS


F34NTA11 ADAPTER CONNECTION




## EFI EFI LOTUS

### FREE WIRING DIRECT CONNECTION:

Connect the wiring F34NTF53 as explained here below:



Pin	Colore Coulor
11	Non usato Not used
12	Non usato Not used
13	Non usato Not used
14	Non usato Not used
15	Non usato Not used
16	Blu Blue
17	Viola Violet
18	Non usato Not used
19	Bianco White
20	Nero Black
21	Marrone Brown
22	Rosso Red
23	Non usato Not used
24	Non usato Not used
25	Non usato Not used
26	Non usato Not used



EFI EFI LOTUS

