


FOMOCO MPC565 PCM150x ASTON MARTIN

plugin 424

Lay-by pins are placed on the lower part of the ECU. It is possible ONLY the free wires connection with the universal adapter F34NTF051.




FOMOCO MPC565 PCM150x ASTON MARTIN

ECU CONNECTOR

In order to connect to the ECU use the CABLE F32GN037C.
Make sure that the POWER led (red) on Trasdata is ON


COLORE FILO WIRE COLOUR	DESCRIZIONE DESCRIPTION
ROSSO RED	POSITIVO DIRETTO POWER BATTERY
ARANCIO ORANGE	POSITIVO SOTTO QUADRO POWER SWITCH ON
NERO BLACK	MASSA GND
GIALLO YELLOW	KLINE
VERDE GREEN	CAN LOW
BIANCO WHITE	CAN HIGH
GRIGIO GREY	POL4 BOOT
BLU BLUE	POL5 CNF1
VIOLA/GRIGIO PURPLE/GREY	TENSIONE PROG. PROG. VOLTAGE
MARRONE BROWN	RESET




FOMOCO MPC565 PCM150x ASTON MARTIN

FREE WIRES BDM CONNECTION

Connect the wire F34NTF051 as shown here below :



Pin	Colore Colour
1	Marrone Brown
2	Non usato Not used
3	Non usato Not used
4	Non usato Not used
5	Verde Green
6	Non usato Not used
7	Viola Violet
8	Grigio Grey
9	Non usato Not used
10	Non usato Not used



FOMOCO MPC565 PCM150x ASTON MARTIN

