


HITACHI SH7055 NISSAN

plugin **298**

The lay-by pins are placed in the lower part of the ECU. Micro SH7055.




HITACHI SH7055 NISSAN


DIRECT CONNECTION

In order to connect to the ECU use the CABLE F32GN037C.
Make sure that the POWER led (red) on Trasdata is ON.

COLORE FILO WIRE COLOUR	DESCRIZIONE DESCRIPTION
ROSSO RED	POSITIVO DIRETTO POWER BATTERY
ARANCIO ORANGE	POSITIVO SOTTO QUADRO POWER SWITCH ON
NERO BLACK	MASSA GND
GIALLO YELLOW	KLINE
VERDE GREEN	CAN LOW
BIANCO WHITE	CAN HIGH
GRIGIO GREY	POL4 BOOT
BLU BLUE	POL5 CNF1
VIOLA/GRIGIO PURPLE/GREY	TENSIONE PROG. PROG. VOLTAGE
MARRONE BROWN	RESET





ECU CONNECTOR



HITACHI SH7055 NISSAN

DIRECT CONNECTION – ECU READING & WRITING:

For both operations READING&WRITING procedures use the FLAT cable F34NTF51



Pin	Colore Colour
1	Marrone Brown
2	Non usato Not used
3	Non usato Not used
4	Non usato Not used
5	Non usato Not used
6	Blu Blue
7	Viola Violet
8	Grigio Grey
9	Non usato Not used
10	Nero Black

HITACHI SH7055 NISSAN

