

450 HITACHI SH7058 A56 C1x NISSAN

PLUGIN 450




450 HITACHI SH7058 A56 C1x NISSAN




450 HITACHI SH7058 A56 C1x NISSAN

DIRECT CONNECTION

In order to connect to the ECU use the CABLE F32GN037C.
Make sure that the POWER led (red) on Trasdata is ON.

COLORE FILO WIRE COLOUR	DESCRIZIONE DESCRIPTION	
ROSSO RED	POSITIVO DIRETTO POWER BATTERY	
ARANCIO ORANGE	POSITIVO SOTTO QUADRO POWER SWITCH ON	
NERO BLACK	MASSA GND	
GIALLO YELLOW	KLINE	
VERDE GREEN	CAN LOW	
BIANCO WHITE	CAN HIGH	
GRIGIO GREY	POL4 BOOT	
BLU BLUE	POL5 CNF1	
VIOLA/GRIGIO PURPLE/GREY	TENSIONE PROG. PROG. VOLTAGE	
MARRONE BROWN	RESET	

ECU CONNECTOR



WARNING:

on this ECU you must use two different flat cables: one is for the READING procedure and one is for the WRITING procedure.


450 HITACHI SH7058 A56 C1x NISSAN

DIRECT CONNECTION – ECU READING:


For the READING procedure use the FLAT cable F34NTF53



Pin	Colore Colour
11	Non usato Not used
12	Non usato Not used
13	Non usato Not used
14	Non usato Not used
15	Non usato Not used
16	Blu Blue
17	Viola Violet
18	Grigio Grey
19	Bianco White
20	Nero Black
21	Marrone Brown
22	Rosso Red
23	Arancio Orange
24	Giallo Yellow
25	Verde Green
26	Non usato Not used




450 HITACHI SH7058 A56 C1x NISSAN



450 HITACHI SH7058 A56 C1x NISSAN

DIRECT CONNECTION – ECU WRITING:

For the WRITING procedure use the FLAT cable F34NTF51



Pin	Colore Colour
1	Marrone Brown
2	Non usato Not used
3	Non usato Not used
4	Giallo Yellow
5	Verde Green
6	Blu Blue
7	Viola Violet
8	Grigio Grey
9	Bianco White
10	Nero Black

