


MARELLI 4SV 4TV VAG

plugin 173


DIRECT CONNECTION

In order to connect to the ECU use the CABLE F32GN037C.
Make sure that the POWER led (red) on Trasdata is ON.

COLORE FILO WIRE COLOUR		DESCRIZIONE DESCRIPTION
ROSSO RED		POSITIVO DIRETTO POWER BATTERY
ARANCIO ORANGE		POSITIVO SOTTO QUADRO POWER SWITCH ON
NERO BLACK		MASSA GND
GIALLO YELLOW		KLINE
VERDE GREEN		CAN LOW
BIANCO WHITE		CAN HIGH
GRIGIO GREY		POL4 BOOT
BLU BLUE		POL5 CNF1
VIOLA/GRIGIO PURPLE/GREY		TENSIONE PROG. PROG. VOLTAGE
MARRONE BROWN		RESET



ECU CONNECTOR 4SV & 4TV




MARELLI 4SV 4TV VAG

4SV ECU DIRECT CONNECTION

BOOT CONNECTION

Connect the GREY wire of the cable F32GN037C as described here below :

COLORE FILO WIRE COLOUR	DESCRIZIONE DESCRIPTION
GRIGIO GREY	POL4 BOOT



MARELLI 4SV 4TV VAG

4TV ECU DIRECT CONNECTION

Connect the lay-by pins as shown in the picture here below

