


## MARELLI 5DM APRILIA / PIAGGIO


### plugin 094 ECU 5DM HW430 ECU CONNECTOR



### DIRECT CONNECTION


In order to connect to the ECU use the CABLE F32GN037C/D.  
Make sure that the POWER led (red) on Trasdata is ON.

| COLORE FILO<br>WIRE COLOUR  | DESCRIZIONE<br>DESCRIPTION               |
|-----------------------------|--|
| ROSSO<br>RED                | POSITIVO DIRETTO<br>POWER BATTERY        |
| ARANCIO<br>ORANGE           | POSITIVO SOTTO QUADRO<br>POWER SWITCH ON |
| NERO<br>BLACK               | MASSA<br>GND                             |
| GIALLO<br>YELLOW            | KLINE                                    |
| VERDE<br>GREEN              | CAN LOW                                  |
| BIANCO<br>WHITE             | CAN HIGH                                 |
| GRIGIO<br>GREY              | POL4<br>BOOT                             |
| BLU<br>BLUE                 | POL5<br>CNF 1                            |
| VIOLA/GRIGIO<br>PURPLE/GREY | TENSIONE PROG.<br>PROG. VOLTAGE          |
| MARRONE<br>BROWN            | RESET                                    |



# MARELLI 5DM APRILIA / PIAGGIO


## DIRECT CONNECTION ECU HW430/0131



## BOOT&RESET CONNECTION


Connect the GREY and BROWN wires of the cable F32GN037C/D as described here below :

| COLORE FILO<br>WIRE COLOUR | DESCRIZIONE<br>DESCRIPTION |
|----------------------------|----------------------------|
| GRIGIO<br>GREY             | POL4<br>BOOT               |
| MARRONE<br>BROWN           | RESET                      |



# MARELLI 5DM APRILIA / PIAGGIO

## DIRECT CONNECTION ECU HW430/0132



## BOOT&RESET CONNECTION

Connect the GREY and BROWN wires of the cable F32GN037C/D as described here below :

| COLORE FILO<br>WIRE COLOUR | DESCRIZIONE<br>DESCRIPTION |
|----------------------------|----------------------------|
| GRIGIO<br>GREY             | POL4<br>BOOT               |
| MARRONE<br>BROWN           | RESET                      |

