


MARELLI 6LPx PSA

plugin 45,46

DIRECT CONNECTION

In order to connect to the ECU use the CABLE F32GN037C.
Make sure that the POWER led (red) on Trasdata is ON.

COLORE FILO WIRE COLOUR	DESCRIZIONE DESCRIPTION
ROSSO RED	POSITIVO DIRETTO POWER BATTERY
ARANCIO ORANGE	POSITIVO SOTTO QUADRO POWER SWITCH ON
NERO BLACK	MASSA GND
GIALLO YELLOW	KLINE
VERDE GREEN	CAN LOW
BIANCO WHITE	CAN HIGH
GRIGIO GREY	POL4 BOOT
BLU BLUE	POL5 CNF1
VIOLA/GRIGIO PURPLE/GREY	TENSIONE PROG. PROG. VOLTAGE
MARRONE BROWN	RESET



MARELLI 6LPx PSA

TYPE 01 : ECU 6LPB, 6LPC plugin 046



ECU CONNECTOR




MARELLI 6LPx PSA

BOOT CONNECTION

Connect the GREY wire of the cable F32GN037C as described here below :


COLORE FILO WIRE COLOUR	DESCRIZIONE DESCRIPTION
GRIGIO GREY	POL4 BOOT



MARELLI 6LPx PSA

TYPE 02 : ECU 6LP1,6LP2 plugin 046


ECU CONNECTOR



6LP1 BOOT CONNECTION

Connect the GREY wire of the cable F32GN037C as described here below :

COLORE FILO WIRE COLOUR	DESCRIZIONE DESCRIPTION
GRIGIO GREY	POL4 BOOT



MARELLI 6LPx PSA

6LP2 BOOT CONNECTION

Connect the GREY wire of the cable F32GN037C as described here below :

COLORE FILO WIRE COLOUR	DESCRIZIONE DESCRIPTION
GRIGIO GREY	POL4 BOOT

