

# MARELLI CFC311 LAMBORGHINI

plugin 904




# MARELLI CFC311 LAMBORGHINI


## DIRECT CONNECTION

In order to connect to the ECU use the CABLE F32GN037C/D.  
Make sure that the POWER led (red) on Trasdata is ON.

COLORE FILO WIRE COLOUR	DESCRIZIONE DESCRIPTION
ROSSO RED	POSITIVO DIRETTO POWER BATTERY
ARANCIO ORANGE	POSITIVO SOTTO QUADRO POWER SWITCH ON
NERO BLACK	MASSA GND
GIALLO YELLOW	KLINE
VERDE GREEN	CAN LOW
BIANCO WHITE	CAN HIGH
GRIGIO GREY	POL4 BOOT
BLU BLUE	POL5 CNF1
VIOLA/GRIGIO PURPLE/GREY	TENSIONE PROG. PROG. VOLTAGE
MARRONE BROWN	RESET



## ECU CONNECTOR




# MARELLI CFC311 LAMBORGHINI

## DIRECT BOOT CONNECTION

Connect the GREY wire of the cable F32GN037C/D as described here below :

COLORE FILO WIRE COLOUR	DESCRIZIONE DESCRIPTION
GRIGIO GREY	POL4 BOOT



Connect a 1KOhm resistor as shown here below.  
Remove the resistor before placing back the ECU into the vehicle.

