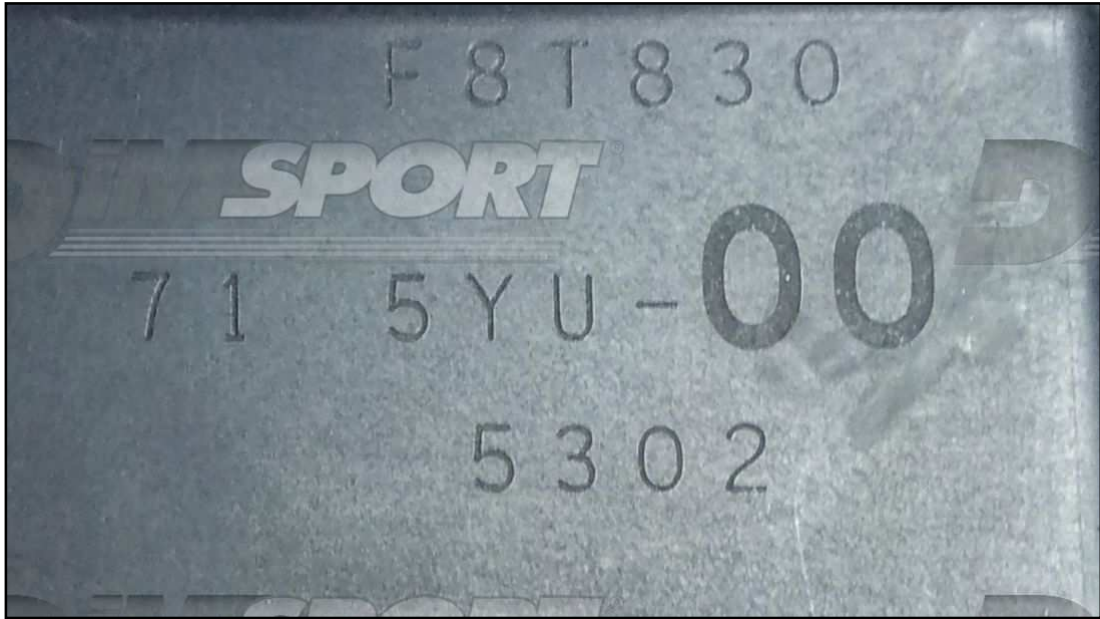


MITSUBISHI MH5xxxF 5YU-8591A-XX YAMAHA

plugin 842




MITSUBISHI MH5xxx F 5YU-8591A-XX YAMAHA

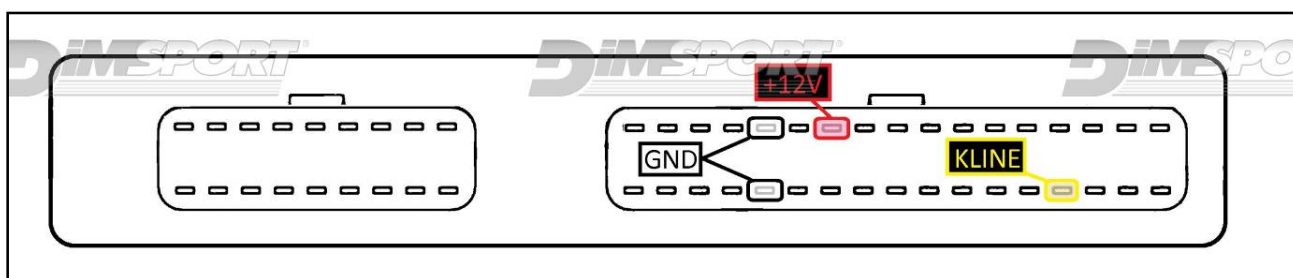
DIRECT LOOSE WIRES CONNECTION

For the connection with LOOSE WIRES use the cable F32GN037C/D connected to the ECU. Make sure that the POWER led (red) on Trasdata is ON

COLORE FILO WIRE COLOUR	DESCRIZIONE DESCRIPTION
ROSSO RED	POSITIVO DIRETTO POWER BATTERY
ARANCIO ORANGE	POSITIVO SOTTO QUADRO POWER SWITCH ON
NERO BLACK	MASSA GND
GIALLO YELLOW	KLINE
VERDE GREEN	CAN LOW
BIANCO WHITE	CAN HIGH
GRIGIO GREY	POL4 BOOT
BLU BLUE	POL5 CNF1
VIOLA/GRIGIO PURPLE/GREY	TENSIONE PROG. PROG. VOLTAGE
MARRONE BROWN	RESET

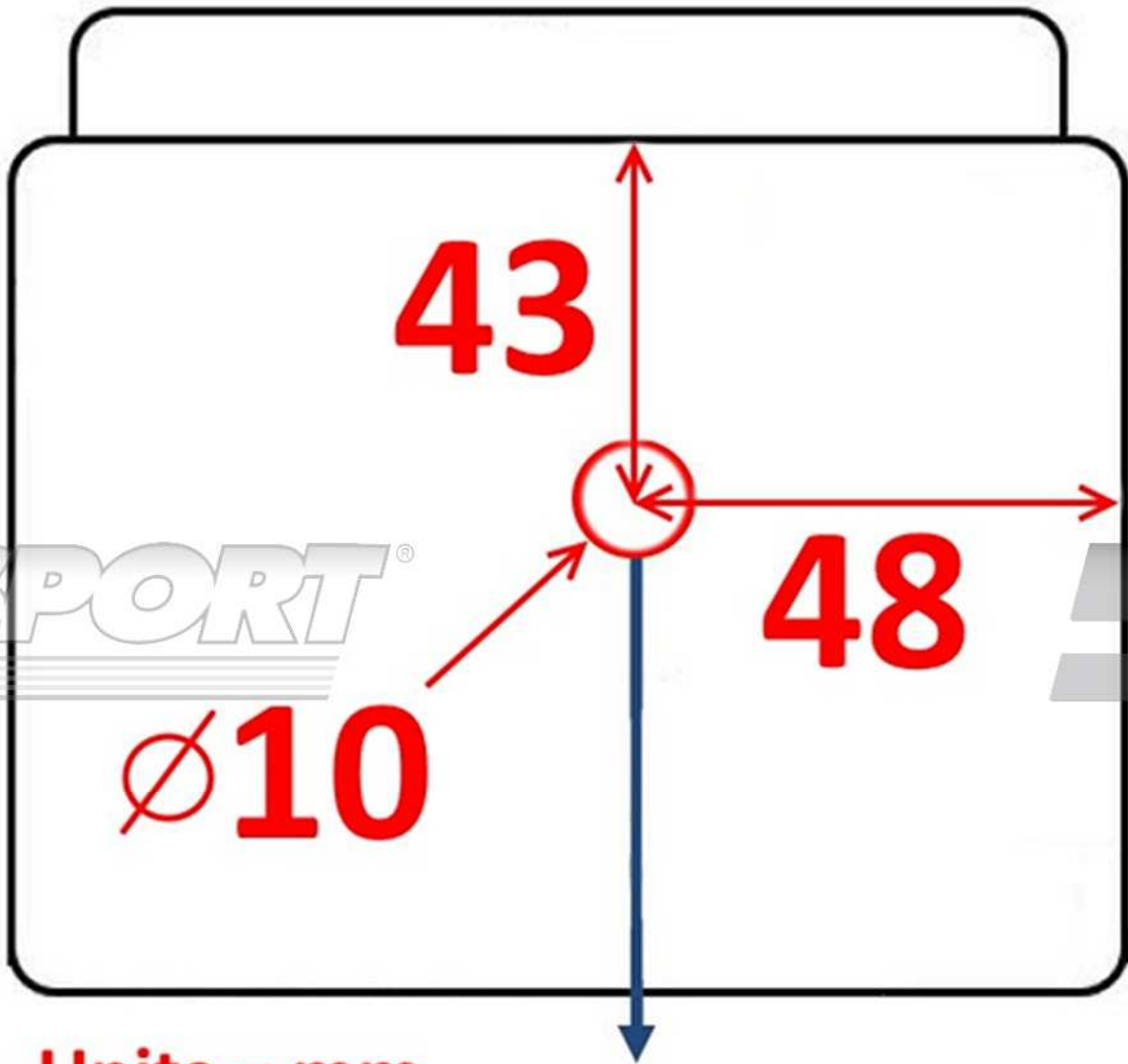


ECU CONNECTOR



Warning: for a correct ECU connection it is necessary to make a little hole on the back side of the plastic cover (ECU side without signs nor writings) and connect the VPP signal (violet wire) to the test pad P1 as displayed in the following pictures.

MITSUBISHI MH5xxxF 5YU-8591A-XX YAMAHA



Units = mm

