

MITSUBISHI MH5xxx F8T81X YAMAHA

plugin 634, 664



MITSUBISHI MH5xxx F8T81X YAMAHA




MITSUBISHI MH5xxx F 8T81X YAMAHA

DIRECT CONNECTION


In order to connect to the ECU use the CABLE F32GN037C/D.

Make sure that the POWER led (red) on Trasdata is ON

COLORE FILO WIRE COLOUR	DESCRIZIONE DESCRIPTION
ROSSO RED	POSITIVO DIRETTO POWER BATTERY
ARANCIO ORANGE	POSITIVO SOTTO QUADRO POWER SWITCH ON
NERO BLACK	MASSA GND
GIALLO YELLOW	KLINE
VERDE GREEN	CAN LOW
BIANCO WHITE	CAN HIGH
GRIGIO GREY	POL4 BOOT
BLU BLUE	POL5 CNF1
VIOLA/GRIGIO PURPLE/GREY	TENSIONE PROG. PROG. VOLTAGE
MARRONE BROWN	RESET




Warning: to perform the reading/writing operations it is necessary to carve the ECU, after carving the ECU (as displayed here below) connect the ECU back to the vehicle and check that it runs properly without defects.



MITSUBISHI MH5xxx F8T81X YAMAHA

ECU CONNECTOR



To connect on the motherboard use the **violet VPP** wire of the F32GN037C/D cable.

