


## MOTOROLA CM849B DODGE

### plugin 566

Lay-by pins are placed on the left side of the ECU, just on the top of the microprocessor.




# MOTOROLA CM849B DODGE

## ECU CONNECTOR




In order to connect to the ECU use the CABLE F32GN037C.  
Make sure that the POWER led (red) on Trasdata is ON.

COLORE FILO WIRE COLOUR	DESCRIZIONE DESCRIPTION
ROSSO RED	POSITIVO DIRETTO POWER BATTERY
ARANCIO ORANGE	POSITIVO SOTTO QUADRO POWER SWITCH ON
NERO BLACK	MASSA GND
GIALLO YELLOW	KLINE
VERDE GREEN	CAN LOW
BIANCO WHITE	CAN HIGH
GRIGIO GREY	POL4 BOOT
BLU BLUE	POL5 CNF1
VIOLA/GRIGIO PURPLE/GREY	TENSIONE PROG. PROG. VOLTAGE
MARRONE BROWN	RESET



MOTOROLA CM849B DODGE

**DIRECT CONNECTION with DELPHI F34NTA03 adapter**



MOTOROLA CM849B DODGE

