


MOTOROLA CM849B DODGE

plugin 1019



MOTOROLA CM849B DODGE


DIRECT CONNECTION

In order to connect to the ECU use the cable F32GN037C.

Make sure that the POWER led (red) on Trasdata is ON.




These connections are required for all the connection approaches: soldering adapter or metal positioning frame adapter.

COLORE FILO WIRE COLOUR	DESCRIZIONE DESCRIPTION
ROSSO RED	POSITIVO DIRETTO POWER BATTERY
ARANCIO ORANGE	POSITIVO SOTTO QUADRO POWER SWITCH ON
NERO BLACK	MASSA GND
GIALLO YELLOW	KLINE
VERDE GREEN	CAN LOW
BIANCO WHITE	CAN HIGH
GRIGIO GREY	POL4 BOOT
BLU BLUE	POL5 CNF1
VIOLA/GRIGIO PURPLE/GREY	TENSIONE PROG. PROG. VOLTAGE
MARRONE BROWN	RESET



MOTOROLA CM849B DODGE

DELPHI F34NTA03 SOLDELRING ADAPTER CONNECTION



MOTOROLA CM849B DODGE



MOTOROLA CM849B DODGE

METAL POSITIONING FRAME CONNECTION

For the metal positioning frame connection is required the F34DM001 adapter.

