

MOTOROLA PERKINS TIER2

plugin 270





MOTOROLA PERKINS TIER2

ECU CONNECTOR




In order to connect to the ECU use the CABLE F32GN037C/D.
Make sure that the POWER led (red) on Trasdata is ON.

COLORE FILO WIRE COLOUR	DESCRIZIONE DESCRIPTION
ROSSO RED	POSITIVO DIRETTO POWER BATTERY
ARANCIO ORANGE	POSITIVO SOTTO QUADRO POWER SWITCH ON
NERO BLACK	MASSA GND
GIALLO YELLOW	KLINE
VERDE GREEN	CAN LOW
BIANCO WHITE	CAN HIGH
GRIGIO GREY	POL4 BOOT
BLU BLUE	POL5 CNF1
VIOLA/GRIGIO PURPLE/GREY	TENSIONE PROG. PROG. VOLTAGE
MARRONE BROWN	RESET



MOTOROLA PERKINS TIER2

F34NTA03 adapter connection



MOTOROLA PERKINS TIER2

F34DM001 DIMA CONNECTION

The ECU must be powered through F32GN037C/D cable.

