




PLUGIN 1058:NEW TRASDATA


ENGINE management ECU

MD3GP1MS1D7A
CONTINENTAL
5WY4Y28C
Index 02 SIM2K-241
K 15.08.12/4 0119


39100-2EME2
39101-2EME2
Made In Korea

T M D O C 1 8 G A 9







ECU CONNECTOR

In order to connect to the ECU use the cable F32GN037C.
 Make sure that the POWER led (red) on NEW TRASDATA is ON.

COLORE FILO WIRE COLOUR	DESCRIZIONE DESCRIPTION
ROSSO RED	POSITIVO DIRETTO POWER BATTERY
ARANCIO ORANGE	POSITIVO SOTTO QUADRO POWER SWITCH ON
NERO BLACK	MASSA GND
GIALLO YELLOW	KLINE
VERDE GREEN	CAN LOW
BIANCO WHITE	CAN HIGH
GRIGIO GREY	POL4 BOOT
BLU BLUE	POL5 CNF1
VIOLA/GRIGIO PURPLE/GREY	TENSIONE PROG. PROG. VOLTAGE
MARRONE BROWN	RESET



To the power feeding pins 5,41,75 (+12V) you can connect both wires red (VECU) and orange (VKEY) of the F32GN037C cable, they both have 12V signal.

DIRECT BOOT CONNECTION

Connect the GREY wire of the cable F32GN037C as described here below:

COLORE FILO WIRE COLOUR	DESCRIZIONE DESCRIPTION
GRIGIO	POL4
GREY	BOOT

Warning

In order to read&write properly the ECU it is necessary to perform a LINK, remove it before placing back the ECU into the vehicle.

