


PHOENIX L11 JOHNDEERE

plugin 462,508




PHOENIX L11 JOHNDEERE

DIRECT CONNECTION

In order to connect to the ECU use the CABLE F32GN037C/D.
Make sure that the POWER led (red) on Trasdata is ON.

COLORE FILO WIRE COLOUR	DESCRIZIONE DESCRIPTION
ROSSO RED	POSITIVO DIRETTO POWER BATTERY
ARANCIO ORANGE	POSITIVO SOTTO QUADRO POWER SWITCH ON
NERO BLACK	MASSA GND
GIALLO YELLOW	KLINE
VERDE GREEN	CAN LOW
BIANCO WHITE	CAN HIGH
GRIGIO GREY	POL4 BOOT
BLU BLUE	POL5 CNF1
VIOLA/GRIGIO PURPLE/GREY	TENSIONE PROG. PROG. VOLTAGE
MARRONE BROWN	RESET



ECU CONNECTOR



PHOENIX L11 JOHNDEERE

BOOT/POL4 CONNECTION

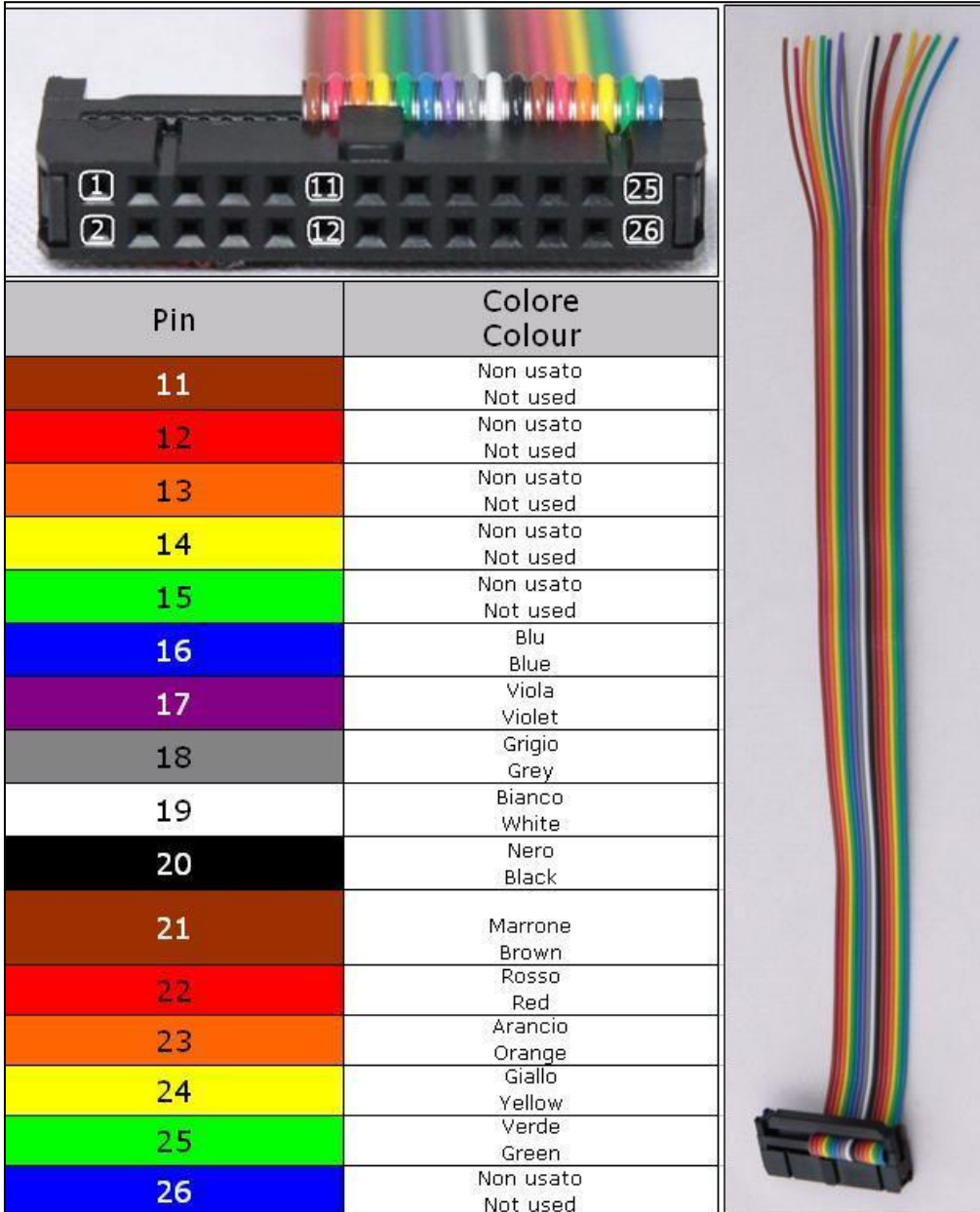
Connect the GREY wire of the cable F32GN037C/D as described here below :

COLORE FILO WIRE COULOR	DESCRIZIONE DESCRIPTION
GRIGIO GREY	POL4 BOOT

RX & TX CONNECTION

To connect the RX & TX communication lines it is necessary to use the FLAT CABLE F34NTF53

Pin	Colore Colour
11	Non usato Not used
12	Non usato Not used
13	Non usato Not used
14	Non usato Not used
15	Non usato Not used
16	Blu Blue
17	Viola Violet
18	Grigio Grey
19	Bianco White
20	Nero Black
21	Marrone Brown
22	Rosso Red
23	Arancio Orange
24	Giallo Yellow
25	Verde Green
26	Non usato Not used



PHOENIX L11 JOHNDEERE

