


SAGEM S2000 TSOP PSA

plugin **599**

WARNING: before proceeding verify that the condenser shown in the picture is placed in the same position as displayed here below:





SAGEM S2000 TSOP PSA

DIRECT CONNECTION

In order to connect to the ECU use the CABLE F32GN037C.
 Make sure that the POWER led (red) on Trasdata is ON.

COLORE FILO WIRE COLOUR	DESCRIZIONE DESCRIPTION
ROSSO RED	POSITIVO DIRETTO POWER BATTERY
ARANCIO ORANGE	POSITIVO SOTTO QUADRO POWER SWITCH ON
NERO BLACK	MASSA GND
GIALLO YELLOW	KLINE
VERDE GREEN	CAN LOW
BIANCO WHITE	CAN HIGH
GRIGIO GREY	POL4 BOOT
BLU BLUE	POL5 CNF1
VIOLA/GRIGIO PURPLE/GREY	TENSIONE PROG. PROG. VOLTAGE
MARRONE BROWN	RESET



SAGEM S2000 TSOP PSA

BOOT CONNECTION

Remove the resin covering the boot connection as described in the picture below. After this operation set the ECU back into the vehicle and verify that the car runs fine without problems. Connect the GREY/BOOT wire of the F32GN037C cable as described:

COLORE FILO WIRE COULOR	DESCRIZIONE DESCRIPTION
GRIGIO GREY	POL4 BOOT

