


SIEMENS 3PE G VAG

plugin 1094-1743



SIEMENS 3PE G VAG




SIEMENS 3PE G VAG


DIRECT CONNECTION

In order to connect to the ECU use the CABLE F32GN037C/D.
Make sure that the POWER led (red) on Trasdata is ON.

COLORE FILO WIRE COLOUR		DESCRIZIONE DESCRIPTION
ROSSO RED		POSITIVO DIRETTO POWER BATTERY
ARANCIO ORANGE		POSITIVO SOTTO QUADRO POWER SWITCH ON
NERO BLACK		MASSA GND
GIALLO YELLOW		KLINE
VERDE GREEN		CAN LOW
BIANCO WHITE		CAN HIGH
GRIGIO GREY		POL4 BOOT
BLU BLUE		POL5 CNF1
VIOLA/GRIGIO PURPLE/GREY		TENSIONE PROG. PROG. VOLTAGE
MARRONE BROWN		RESET



ECU CONNECTOR



To the power feeding pins 3, 23, 62 (+12V) you can connect both wires red (VECU) and orange (VKEY) of the F32GN037C/D cable, they both have 12V signal.

SIEMENS 3PE G VAG

BOOT CONNECTION

Connect the GREY wire of the cable F32GN037C/D as described here below :

COLORE FILO WIRE COULOR	DESCRIZIONE DESCRIPTION
GRIGIO	POL4
GREY	BOOT

