

SIEMENS EGS53 DAIMLER CHRYSLER MEB


plugin 581

Warning: there are 2 different types of hardware



SIEMENS EGS53 DAIMLER CHRYSLER MEB

ECU TYPE 01




SIEMENS EGS53 DAIMLER CHRYSLER MEB

DIRECT CONNECTION

In order to connect to the ECU use the CABLE F32GN037C.
Make sure that the POWER led (red) on Trasdata is ON.

COLORE FILO WIRE COLOUR	DESCRIZIONE DESCRIPTION
ROSSO RED	POSITIVO DIRETTO POWER BATTERY
ARANCIO ORANGE	POSITIVO SOTTO QUADRO POWER SWITCH ON
NERO BLACK	MASSA GND
GIALLO YELLOW	KLINE
VERDE GREEN	CAN LOW
BIANCO WHITE	CAN HIGH
GRIGIO GREY	POL4 BOOT
BLU BLUE	POL5 CNF1
VIOLA/GRIGIO PURPLE/GREY	TENSIONE PROG. PROG. VOLTAGE
MARRONE BROWN	RESET



ECU CONNECTOR - TYPE 01




SIEMENS EGS53 DAIMLER CHRYSLER MEB

BOOT CONNECTION - ECU TYPE 01


Connect the GREY wire of the F32GN037C cable as shown in the following picture :

COLORE FILO WIRE COULOR	DESCRIZIONE DESCRIPTION
GRIGIO GREY	POL4 BOOT



SIEMENS EGS53 DAIMLER CHRYSLER MEB

ECU TYPE 02




SIEMENS EGS53 DAIMLER CHRYSLER MEB

DIRECT CONNECTION

In order to connect to the ECU use the CABLE F32GN037C.
 Make sure that the POWER led (red) on Trasdata is ON.

COLORE FILO WIRE COLOUR	DESCRIZIONE DESCRIPTION
ROSSO RED	POSITIVO DIRETTO POWER BATTERY
ARANCIO ORANGE	POSITIVO SOTTO QUADRO POWER SWITCH ON
NERO BLACK	MASSA GND
GIALLO YELLOW	KLINE
VERDE GREEN	CAN LOW
BIANCO WHITE	CAN HIGH
GRIGIO GREY	POL4 BOOT
BLU BLUE	POL5 CNF1
VIOLA/GRIGIO PURPLE/GREY	TENSIONE PROG. PROG. VOLTAGE
MARRONE BROWN	RESET



ECU CONNECTOR - TYPE 02



SIEMENS EGS53 DAIMLER CHRYSLER MEB

BOOT CONNECTION - ECU TYPE 02

Connect the GREY wire of the F32GN037C cable as shown in the following picture :

COLORE FILO WIRE COULOR	DESCRIZIONE DESCRIPTION
GRIGIO	POL4
GREY	BOOT

