

SIEMENS MSD85.4 IROM TC1796 SSM BMW

plugin **1012**

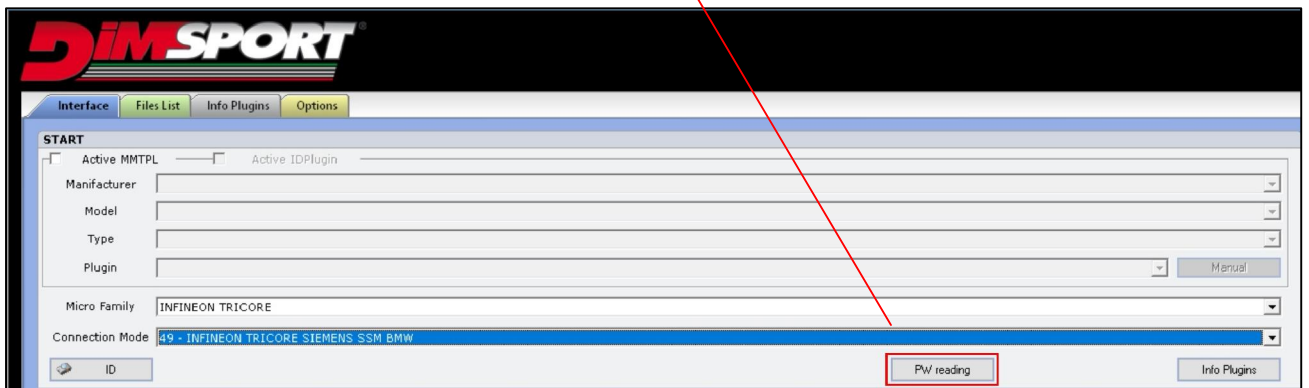


SIEMENS MSD85.4 IROM TC1796 SSM BMW

WARNING!

Before opening the ECU it is necessary to retrieve the security password which will be saved in the tool and used when you enter in BOOT mode. This operation must be performed the first time you work on the ECU only.

PW reading





SIEMENS MSD85.4 IROM TC1796 SSM BMW

ECU CONNECTOR

In order to connect to the ECU use the cable F32GN037C.
Make sure that the POWER led (red) on Trasdata is ON.

COLORE FILO WIRE COLOUR	DESCRIZIONE DESCRIPTION
ROSSO RED	POSITIVO DIRETTO POWER BATTERY
ARANCIO ORANGE	POSITIVO SOTTO QUADRO POWER SWITCH ON
NERO BLACK	MASSA GND
GIALLO YELLOW	KLINE
VERDE GREEN	CAN LOW
BIANCO WHITE	CAN HIGH
GRIGIO GREY	POL4 BOOT
BLU BLUE	POL5 CNF1
VIOLA/GRIGIO PURPLE/GREY	TENSIONE PROG. PROG. VOLTAGE
MARRONE BROWN	RESET

To the power feeding pins 1,54,13 (+12V) you can connect both wires red (VECU) and orange (VKEY) of the F32GN037C cable, they both have 12V signal.

WARNING: due to the relevant power absorbed by the ECU at the beginning of the communication we suggest to feed the ECU with an external power supply or a car battery. Connect the power cable F32GN003 to the Trasdata and then to the power source.
The ECU must be powered through the Trasdata using the F32GN0037C cable.

SIEMENS MSD85.4 IROM TC1796 SSM BMW

After the correct reading of the password you can open the ECU and perform the connections for the BOOT mode.





SIEMENS MSD85.4 IROM TC1796 SSM BMW

ECU CONNECTOR

In order to connect to the ECU use the cable F32GN037C.
 Make sure that the POWER led (red) on Trasdata is ON.

COLORE FILO WIRE COLOUR	DESCRIZIONE DESCRIPTION
■ ROSSO RED	POSITIVO DIRETTO POWER BATTERY
■ ARANCIO ORANGE	POSITIVO SOTTO QUADRO POWER SWITCH ON
■ NERO BLACK	MASSA GND
■ GIALLO YELLOW	KLINE
■ VERDE GREEN	CAN LOW
■ BIANCO WHITE	CAN HIGH
■ GRIGIO GREY	POL4 BOOT
■ BLU BLUE	POL5 CNF1
■ VIOLA/GRIGIO PURPLE/GREY	TENSIONE PROG. PROG. VOLTAGE
■ MARRONE BROWN	RESET



To the power feeding pins 1,54,13 (+12V) you can connect both wires red (VECU) and orange (VKEY) of the F32GN037C cable, they both have 12V signal.

WARNING: due to the relevant power absorbed by the ECU at the beginning of the communication we suggest to feed the ECU with an external power supply or a car battery. Connect the power cable F32GN003 to the Trasdata and then to the power source.
 The ECU must be powered through the Trasdata using the F32GN0037C cable.

SIEMENS MSD85.4 IROM TC1796 SSM BMW

BOOT&CNF1 DIRECT CONNECTION

Connect the GREY&BLUE wires of the cable F32GN037C as described here below:

COLORE FILO WIRE COLOUR	DESCRIZIONE DESCRIPTION
GRIGIO GREY	POL4 BOOT
BLU BLUE	POL5 CNF1

