

SIMOS 6.2 6.3 VAG

plugin 174,214




SIMOS 6.2 6.3 VAG


DIRECT CONNECTION

In order to connect to the ECU use the CABLE F32GN037C.
Make sure that the POWER led (red) on Trasdata is ON.

COLORE FILO WIRE COLOUR	DESCRIZIONE DESCRIPTION
ROSSO RED	POSITIVO DIRETTO POWER BATTERY
ARANCIO ORANGE	POSITIVO SOTTO QUADRO POWER SWITCH ON
NERO BLACK	MASSA GND
GIALLO YELLOW	KLINE
VERDE GREEN	CAN LOW
BIANCO WHITE	CAN HIGH
GRIGIO GREY	POL4 BOOT
BLU BLUE	POL5 CNF 1
VIOLA/GRIGIO PURPLE/GREY	TENSIONE PROG. PROG. VOLTAGE
MARRONE BROWN	RESET




ECU CONNECTOR




SIMOS 6.2 6.3 VAG

LOOSE WIRINGS CONNECTION

Connect the cable F34NTF51 as shown here below:



Pin	Colore Colour
1	Marrone Brown
2	Non usato Not used
3	Non usato Not used
4	Non usato Not used
5	Verde Green
6	Non usato Not used
7	Viola Violet
8	Grigio Grey
9	Non usato Not used
10	Non usato Not used



SIMOS 6.2 6.3 VAG

Connect the wires avoiding any short-circuits between the pads

