

CONTINENTAL SIMOS8.5 IROM TC1796 SSM VAG

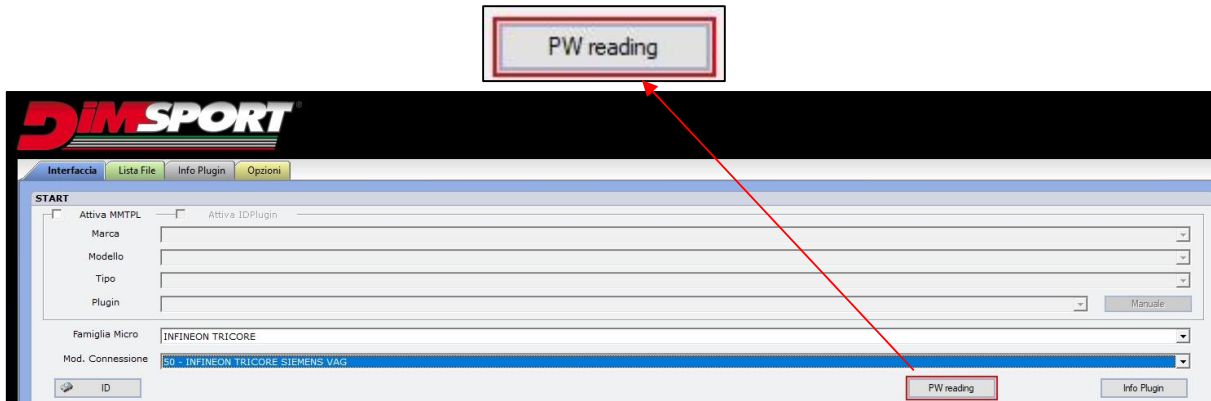
plugin **1089**



CONTINENTAL SIMOS8.5 IROM TC1796 SSM VAG

WARNING!

In order to work properly, it is necessary to retrieve the security password which will be saved in the tool and used when you enter in BOOT mode. This operation must be performed the first time you work on the ECU only.



SSM CONNECTION

In order to use the SSM connection it is necessary to use both the ANALOG PORT and the DIGITAL PORT of the Trasdata.

LOOSE WIRES SSM CONNECTION

Connect the F32GN037 cable to the **ANALOG PORT**

Connect the F34NTA18 cable to the **DIGITAL PORT**

F34NTA18




CONTINENTAL SIMOS8.5 IROM TC1796 SSM VAG

ECU CONNECTOR

In order to connect to the ECU use the cable F32GN037C.
Make sure that the POWER led (red) on Trasdata is ON.


COLORE FILO WIRE COLOUR	DESCRIZIONE DESCRIPTION
ROSSO RED	POSITIVO DIRETTO POWER BATTERY
ARANCIO ORANGE	POSITIVO SOTTO QUADRO POWER SWITCH ON
NERO BLACK	MASSA GND
GIALLO YELLOW	KLINE
VERDE GREEN	CAN LOW
BIANCO WHITE	CAN HIGH
GRIGIO GREY	POL4 BOOT
BLU BLUE	POL5 CNF1
VIOLA/GRIGIO PURPLE/GREY	TENSIONE PROG. PROG. VOLTAGE
MARRONE BROWN	RESET



SSM CONNECTION

SSM connection is required for the first time only to recover the PW used during the reading and writing operations, after it is not necessary any longer.
Connect the F34NTA18 flat cable to the SSM S1 & SSM S2 pins.

PIN / Colore PIN / Color	DESCRIZIONE DESCRIPTION
VIOLA PURPLE	SSM_S1
NERO BLACK	SSM_S2



CONTINENTAL SIMOS8.5 IROM TC1796 SSM VAG

After the correct reading of the password you can open the ECU and perform the connections for the BOOT mode.





CONTINENTAL SIMOS8.5 IROM TC1796 SSM VAG

ECU CONNECTOR

In order to connect to the ECU use the cable F32GN037C.
Make sure that the POWER led (red) on Trasdata is ON.

COLORE FILO WIRE COLOUR	DESCRIZIONE DESCRIPTION
ROSSO RED	POSITIVO DIRETTO POWER BATTERY
ARANCIO ORANGE	POSITIVO SOTTO QUADRO POWER SWITCH ON
NERO BLACK	MASSA GND
GIALLO YELLOW	KLINE
VERDE GREEN	CAN LOW
BIANCO WHITE	CAN HIGH
GRIGIO GREY	POL4 BOOT
BLU BLUE	POL5 CNF1
VIOLA/GRIGIO PURPLE/GREY	TENSIONE PROG. PROG. VOLTAGE
MARRONE BROWN	RESET



BOOT&CNF1 DIRECT CONNECTION

Connect the GREY&BLUE wires of the cable F32GN037C as described here below:

COLORE FILO WIRE COLOUR	DESCRIZIONE DESCRIPTION
GRIGIO GREY	POL4 BOOT
BLU BLUE	POL5 CNF1

CONTINENTAL SIMOS8.5 IROM TC1796 SSM VAG

In order to read&write properly the ECU it is necessary to perform a LINK, remove it before placing back the ECU into the vehicle.

