


# SIEMENS SIMTEC 76 800 OPEL

## PLUGIN 333




## SIEMENS SIMTEC 76 800 OPEL


### DIRECT CONNECTION

In order to connect to the ECU use the CABLE F32GN037C.  
Make sure that the POWER led (red) on Trasdata is ON.

| COLORE FILO<br>WIRE COLOUR  | DESCRIZIONE<br>DESCRIPTION               |
|-----------------------------|--|
| ROSSO<br>RED                | POSITIVO DIRETTO<br>POWER BATTERY        |
| ARANCIO<br>ORANGE           | POSITIVO SOTTO QUADRO<br>POWER SWITCH ON |
| NERO<br>BLACK               | MASSA<br>GND                             |
| GIALLO<br>YELLOW            | KLINE                                    |
| VERDE<br>GREEN              | CAN LOW                                  |
| BIANCO<br>WHITE             | CAN HIGH                                 |
| GRIGIO<br>GREY              | POL4<br>BOOT                             |
| BLU<br>BLUE                 | POL5<br>CNF1                             |
| VIOLA/GRIGIO<br>PURPLE/GREY | TENSIONE PROG.<br>PROG. VOLTAGE          |
| MARRONE<br>BROWN            | RESET                                    |



### ECU CONNECTOR



# SIEMENS SIMTEC 76 800 OPEL

## BOOT CONNECTION

Connect the GREY wire of the F32GN037C cable as described:

| COLORE FILO<br>WIRE COULOR | DESCRIZIONE<br>DESCRIPTION |
|----------------------------|----------------------------|
| GRIGIO<br>GREY             | POL4<br>BOOT               |

