



VDO PW5xx PROTON

plugin 534

The lay-by pin is placed in the lower part of the ECU




VDO PW5xx PROTON

DIRECT CONNECTION

In order to connect to the ECU use the CABLE F32GN037C.
Make sure that the POWER led (red) on Trasdata is ON.

COLORE FILO WIRE COLOUR	DESCRIZIONE DESCRIPTION
ROSSO RED	POSITIVO DIRETTO POWER BATTERY
ARANCIO ORANGE	POSITIVO SOTTO QUADRO POWER SWITCH ON
NERO BLACK	MASSA GND
GIALLO YELLOW	KLINE
VERDE GREEN	CAN LOW
BIANCO WHITE	CAN HIGH
GRIGIO GREY	POL4 BOOT
BLU BLUE	POL5 CNF1
VIOLA/GRIGIO PURPLE/GREY	TENSIONE PROG. PROG. VOLTAGE
MARRONE BROWN	RESET

ECU CONNECTOR



VDO PW5xx PROTON

BOOT CONNECTION

Connect the GREY wire of the F32GN037C cable as shown in the following picture:

COLORE FILO WIRE COLOUR	DESCRIZIONE DESCRIPTION
GRIGIO GREY	POL4 BOOT

