



VALEO V50 SH75243R JTAG RENAULT

plugin 1055




VALEO V50 SH75243R JTAG RENAULT

PROCESSOR SIDE



VALEO V50 SH75243R JTAG RENAULT

COVER SIDE





VALEO V50 SH75243R JTAG RENAULT

ECU CONNECTOR

For the connection use the cable F32GN037C connected to the ECU.
Make sure that the POWER led (red) on Trasdata is ON.


COLORE FILO WIRE COLOUR	DESCRIZIONE DESCRIPTION
ROSSO RED	POSITIVO DIRETTO POWER BATTERY
ARANCIO ORANGE	POSITIVO SOTTO QUADRO POWER SWITCH ON
NERO BLACK	MASSA GND
GIALLO YELLOW	KLINE
VERDE GREEN	CAN LOW
BIANCO WHITE	CAN HIGH
GRIGIO GREY	POL4 BOOT
BLU BLUE	POL5 CNF1
VIOLA/GRIGIO PURPLE/GREY	TENSIONE PROG. PROG. VOLTAGE
MARRONE BROWN	RESET



VALEO V50 SH75243R JTAG RENAULT

J-TAG LOOSE WIRES CONNECTION

For the reading & writing procedures use the FLAT cable F34NTF53




Pin	Colore Colour
11	Non usato Not used
12	Non usato Not used
13	Non usato Not used
14	Non usato Not used
15	Non usato Not used
16	Blu Blue
17	Viola Violet
18	Grigio Grey
19	Bianco White
20	Nero Black
21	Marrone Brown
22	Rosso Red
23	Arancio Orange
24	Giallo Yellow
25	Verde Green
26	Non usato Not used



VALEO V50 SH75243R JTAG RENAULT

Connect the wires on the pads avoiding any short circuits.
Connections are required on both sides of the ECUs.

PROCESSOR SIDE



VALEO V50 SH75243R JTAG RENAULT

COVER SIDE

